



### District Report Card: 2017


<b>State:</b> Tamil Nadu	<b>District:</b> Kancheepuram
<b>Class:</b> 3	<b>Subject:</b> Mathematics
<b>Schools:</b> 60	<b>Students:</b> 942


### Participation/Coverage


#### Students

<div>GENDER</div> <div></div>	Boys		Girls	
	Number	%	Number	%
	469	49.79	473	50.21

<div>AREA</div> <div></div>	Rural		Urban	
	Number	%	Number	%
	640	67.94	302	32.06

<div>CATEGORY</div> <div></div>	SC		ST		OBC		GEN	
	Number	%	Number	%	Number	%	Number	%
	357	37.90	42	4.46	496	52.65	47	4.99

<div>CWSN</div> <div></div>	LD	VI	HI	S&LD	ID	Oth
	2	0	3	0	6	0

<div>Management</div> <div></div>	Government		Government-aided	
	Number	%	Number	%
	653	69.32	289	30.68

### Average Performance of Students in Mathematics (%)

Overall	Gender		Area		Management		Social Group			
	Male	Female	Rural	Urban	Govt.	Aided	SC	ST	OBC	GEN
64.61	63.94	65.29	63.96	66.00	66.77	59.75	65.71	63.65	64.62	57.02

## Performance on Learning Outcomes (LOs)

Learning Outcomes	Description	Average Performance(%)
M301	Reads and writes numbers up to 999 using place value	65.62
M302	Compares numbers up to 999 based on their place values	73.99
M303	Solves simple daily life problems using addition and subtraction of three digit numbers with and without regrouping	57.83
M304	Constructs and uses the multiplication facts (up till 10) in daily life situations	60.88
M305	Analyses and applies an appropriate number operation in the situation/ context	49.47
M306	Explains the meaning of division facts by equal grouping/sharing and finds it by repeated subtraction	65.71
M309	Identifies and makes 2D-shapes by paper folding, paper cutting on the dot grid, using straight lines etc.	90.79
M311	Fills a given region leaving no gaps using a tile of a given shape	53.80
M312	Estimates and measures length and distance using standard units like centimeters or meters & identifies relationships	25.16
M317	Reads the time correctly to the hour using a clock/watch	78.66
M318	Extends patterns in simple shapes and numbers	56.04
M319	Records data using tally marks, represents pictorially and draws conclusions	81.85

Range of Performance of Students who Answered Correctly							
Below 30%		30% - 50%		50% - 75%		Above 75%	
Number	%	Number	%	Number	%	Number	%
47	4.99	191	20.28	400	42.46	304	32.27

## Lowest Performing Learning Outcomes (LOs)

- 1 - Estimates and measures length and distance using standard units like centimeters or meters & identifies relationships (25.16)
- 2 - Analyses and applies an appropriate number operation in the situation/ context (49.47)
- 3 - Fills a given region leaving no gaps using a tile of a given shape (53.80)
- 4 - Extends patterns in simple shapes and numbers (56.04)
- 5 - Solves simple daily life problems using addition and subtraction of three digit numbers with and without regrouping (57.83)